



# LAS VEGAS STADIUM

Monthly Report - February 2019





LAS VEGAS STADIUM



# LV Stadium Events Company, LLC

March 31, 2019

Mr. Steve Hill  
Chairman  
Las Vegas Stadium Authority  
c/o Applied Analysis  
6385 S. Rainbow Blvd, Ste 105  
Las Vegas, NV 89118

Dear Mr. Hill:

Enclosed is StadCo's monthly Project Status Report on the development of the Las Vegas Stadium.

Despite challenges in structural steel fabrication and erection the Project remains on track for a July 31, 2020 substantial completion.

The Project also remains within its budget. Through the current funding disbursement we have spent approximately \$752 million. The public sector contribution represents 34% with StadCo and the Raiders supplying the remaining 66%.

Nearly 70% of all subcontracted work has been awarded to Nevada-based firms.

The Project continues to outperform its 15% SBE contracting goal, with 19% of the subcontracted work awarded to 72 individual SBE firms.

In addition to exceeding our local Small Business contracting goal, we continue to be well above our workforce diversity goal of 38% minority and women participation. Approximately 67% of the 1.2 million construction workforce hours have been filled by minority and female workers.

Sincerely,

A handwritten signature in blue ink, appearing to read "Don C. Webb", written over a blue horizontal line.

Don C. Webb  
Chief Operating Officer





Photo Property of Raiders




Photo Property of Raiders



## TABLE OF CONTENTS


Certification	1
Project Budget	2
Status of Design Planning	3
Permit Tracker	4
Project Schedule	5
Compliance / SBE	7
Workforce Utilization	41
Additional Information / Updates	45



## CERTIFICATION

Pursuant to Article 8, Section 8.1 of the Development Agreement between Clark County Stadium Authority and LV Stadium Events Company, LLC dated March 28, 2018, I hereby certify that the information contained within this *"Project Status Report"* is true and accurate to the best of my knowledge.

Sincerely,



Don C. Webb  
Chief Operating Officer  
LV Stadium Events Company, LLC



## Stadium Project Budget Report



	Initial Budget	Adjustments	Revised Budget	Total Expended		Balance	
Raiders Equity Contribution [1]	\$850,000,000	\$40,000,000	\$890,000,000	\$468,628,724	53%	\$421,371,276	47%
Raiders NFL G-4 Contribution [2]	\$200,000,000	\$0	\$200,000,000	\$28,919,255	14%	\$171,080,745	86%
Clark County Bond Proceeds & Room Tax Pay-Go	\$750,000,000	\$0	\$750,000,000	\$255,255,501	34%	\$494,744,499	66%
Other	\$0	\$0	\$0	\$0	0%	\$0	100%
<b>Total Stadium Development Sources</b>	<b>\$1,800,000,000</b>	<b>\$40,000,000</b>	<b>\$1,840,000,000</b>	<b>\$752,803,480</b>	<b>41%</b>	<b>\$1,087,196,520</b>	<b>59%</b>
Stadium Land Acquisition	\$77,780,128	\$12,975	\$77,793,103	\$77,793,103	100%	\$0	0%
Stadium Construction	\$1,334,455,080	\$0	\$1,334,455,080	\$481,559,758	36%	\$852,895,322	64%
Stadium Furniture, Fixtures & Equipment	\$122,854,543	\$0	\$122,854,543	\$561,393	0%	\$122,293,150	100%
Stadium Design, Engineering & Soft Costs	\$233,852,243	(\$12,975)	\$233,839,268	\$151,389,727	65%	\$82,449,541	35%
Stadium Utility & Infrastructure Costs	\$31,058,006	\$0	\$31,058,006	\$7,067,743	23%	\$23,990,263	77%
Premium Seating & Marketing Program	\$0	\$40,000,000	\$40,000,000	\$34,431,757	86%	\$5,568,243	14%
<b>Total Stadium Development Uses</b>	<b>\$1,800,000,000</b>	<b>\$40,000,000</b>	<b>\$1,840,000,000</b>	<b>\$752,803,480</b>	<b>41%</b>	<b>\$1,087,196,520</b>	<b>59%</b>

[1] Includes closed construction debt financing pursuant to Senate Bill 1 (2016 Special Session), Section 36.1(e)(2). Raiders Equity Contribution, above, includes \$40 million in PSL sales used to fund Premium Seating & Marketing Programs.

[2] Includes approved NFL financing through the G-4 loan program of the NFL.

**Excludes:**

- Off-Site Parking and Parking Shuttle Transportation System Development
- Training Center and Team Headquarters Development

The accompanying notes to the financial report, above, are integral to this presentation and should be consulted when reviewing its contents



**Summary Notes:**

- 1) Initial Budget" is as of March 17, 2018
- 2) "Revised Budget" reflects adjustments under consideration & does not include all costs borne solely by StadCo or the Raiders such as costs of developing the team headquarters and training facilities
- 3) "Expended" is based upon actual costs & accrual estimates booked, including retention amounts withheld, as of March 15, 2019
- 4) "Expended" excludes certain predevelopment costs recovered through bond proceeds at closing
- 5) Excludes StadCo or Raiders payroll costs, legal & similar administrative expenses incidental to Stadium development but borne solely by StadCo or Raiders
- 6) Excludes NFL Relocation Fee
- 7) Excludes Temporary Venue Costs
- 8) Excludes certain costs associated with financing and transactional expenses borne by the Raiders
- 9) Actual Balance on individual Sources may vary from that shown above since certain sources are funded on a reimbursable, rather than advance, basis
- 10) Projections are based upon assumptions and information received from others and therefore actual results may vary and the variations may be material



## STATUS OF DESIGN PLANNING

During the most recent bi-weekly meeting with the Clark County Building and Fire Department held on February 28th, the AHJ agreed to the NEZFC and select suites being included as an addendum to PP6 in lieu of a standalone package formerly known as PP7. PP6 includes all the other premium spaces such as the clubs, suites and a select few team spaces. On March 8th, HNTB will issue an addendum to both PP5 and PP6. This coincides with the early underground package for the NEZFC (Addendum to PP3a) and the completion of the first batch of Priority 'A' Food Service updates. There will be a couple of Design Refinement Meetings that will be scheduled in the coming weeks to review finishes and FFE for the NEZFC.

Permits received to date include all foundations (Package 2), and all concrete construction permits (Packages 3A & 3B) and the structural steel frame package (permit package 4). All structural building permits for the project are now secured. Non-structural permits received include the Shell, Core and all non-premium spaces (Package 5). Premium spaces – clubs, typical suites and select Team spaces (Package 6).

HNTB, RWA (Local Architect), Arup (Structural Engineer) and SSR (MEPFP Engineer) are now at full strength for its on-site, resident staff of Architects and Engineers to support construction administration efforts on the project. The resident staff is supplemented by other “traveling” members of the A/E Team.

Upcoming Milestone Dates for Design Deliverables:


March 19, 2019 - FFE Package

April 26, 2019 - North End-Zone Field Club (NEZFC), Owner's Suite, potentially some of the Double Suites.

Second Quarter 2019 (TBD) - Package X –Main Ticket Office Building & Ticket Canopies



The Mortenson-McCarthy Joint Venture team participated in Nevada Reading Week.





**Phased Building Application**

Proposed Permit Packages / Valuations

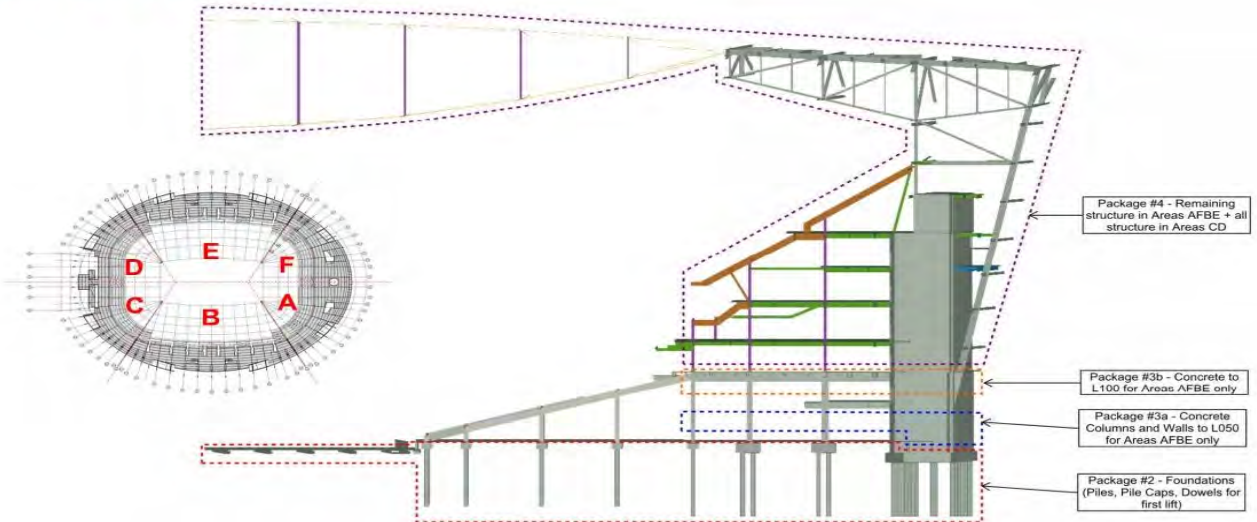
Revised 2/1/2019



PERMIT PACKAGE		DESCRIPTION / SCOPE OF WORK	Permit Submission Date <i>(estimates in italics)</i>	Permit Pick-up & Fee Payment Date <i>(estimates in italics)</i>	ANTICIPATED VALUE
No#	PAC NO				
1		EGRESS DESIGN			\$---
2		FIRE PROTECTION REPORT			\$---
3	1	EXCAVATION & GRADING	11/13/2017	12/19/2017	\$12,700,000
4	1a	ON-SITE UTILITIES			\$5,800,000
5	2	FOUNDATIONS / DEEP UTILITIES Piles, Pile caps, dowels into first lift	1/10/2018	2/20/2018	\$46,000,000
6		CABLE TRUSS ANALYSIS REVIEW			
7	3a	STRUCTURAL FRAME - CONCRETE Concrete columns & walls to Level 050, Areas AFBE only	3/13/2018	4/6/2018	\$84,000,000
8	3b	STRUCTURAL FRAME - CONCRETE Concrete to Level 0100, Areas AFBE only	3/19/2018	5/10/2018	\$42,000,000
9	4	STRUCTURAL FRAME - STEEL / ROOF Remaining structure in AFBE & all Areas C & D	4/6/2018	6/22/2018	\$290,200,000
10	5	CONSTRUCTION PACKAGE 5 (Arch,Mech,Elect,Plumb) Core & Shell Package	7/10/2018	11/16/2018	\$552,200,000
11	6	FINISHES PACKAGE - Premium Spaces	11/9/2018	2/1/2019	\$54,500,000
		Ancillary Permits			
		Trailer City permit (Tortoise fees paid with this permit)	10/5/2017	11/9/2017	
		On-site Utility for Trailer City	11/5/2017	11/29/2017	
		<b>DEFERRED SUBMITTALS</b>			
12		STRUCTURAL PRECAST SYSTEMS			\$32,400,000
13		FIRE SUPPRESSION SPRINKLER SYSTEMS			\$10,700,000

\$ 1,130,500,000

**Permit Packages**



Permit Tracker

Activity ID	Activity Name	2018									
		Oct	Nov	Dec	Jan	Feb	Mar	Apr	May	Jun	Jul
<b>Summary and Milestones</b>											
S000-8D	Design Summary - Stadium Design to 62.5% GMP										
S000-8D1	Design Summary - Stadium Design to 100% GMP Pricing										
S000-8D2	Design Summary - Stadium Design to 100% CD										
S000-8D3	Design Summary - Design Construction Administration										
S000-8M4	Construction Summary - Mass Excavation										
S000-8N1	Construction Summary - Deep Foundations										
S000-8N2B	Construction Summary - FRP Wall/Mat Foundations										
S000-8N2C	Construction Summary - FRP Spread Footings										
S000-8N3B	Construction Summary - Foundation Walls										
S000-8N5A	Construction Summary - FRP Elev/Esc Pits										
S000-8P1	Construction Summary - Underground Mech/Plumbing & Elec										
S000-8P1E	Construction Summary - Slab on Grade										
S000-8P2B	Construction Summary - FRP Concrete Core Walls										
S000-8P2C	Construction Summary - FRP Columns										
S000-8P2G	Construction Summary - Pan & Joist Decks										
S000-8P4D	Construction Summary - Steel Roof Truss Columns										
S000-8P4	Construction Summary - Steel Structure (Bowl Steel)										
S000-8P4B	Construction Summary - Structural Steel (Long Span at Field Tray)										
S001-8P4D	Construction Summary - Steel Roof Canopy										
S000-8P4F2	Construction Summary - FRP Slab on Metal Deck										
S000-8P4J	Construction Summary - Misc Structural Supports										
S000-8P5G	Construction Summary - Precast Stadia										
S000-8Q1F	Construction Summary - Metal Wall Panels										
S000-8Q2A	Construction Summary - Curtainwall										
SXXN-8Q3C5	Construction Summary - Storefront Glazing System										
S000-8Q3S	Construction Summary - Specialty Entrances Op Doors										
S000-8Q5	Construction Summary - Roof Systems										
SRA0-8Q52	Construction Summary - Membrane Roof Systems										
S000-8Q5J	Construction Summary - Roof Specialties & Accessories										
S1B48R13	Construction Summary - Elevators										
S000-8R3	Construction Summary - Escalators										
S1AB1-8S53	Construction Summary - Interior Rough-in										
S000-8T1B	Construction Summary - Mechanical Equipment										
S000-8T7	Construction Summary - Specialty Equipment										
S000-8T7P1	Construction Summary - Sports Equipment										
S000-8U	Construction Summary - Drywall and Interior Finishes										
S000-8U8	Construction Summary - Specialties										
S000-8U9	Construction Summary - Seating										
S000-8V	Construction Summary - Site Improvements										
S000-8X31	Construction Summary - Project Close-out										
L001-1A50	Substantial Completion										

Project Schedule







## COMPLIANCE / SBE

In accordance with Section 31.5-6 of the Southern Nevada Tourism Improvement Act, Mortenson | McCarthy Las Vegas Stadium, A Joint Venture (“MMcJV”) is following the process described below for verification of SBE Contractors.

SBE Contractors apply through the [mmcjlvl.com](http://mmcjlvl.com) website under the vendors tab. Those seeking certification as a qualified SBE contractor will then fill out and submit a self-certification form, whereas they attest to meeting the criteria for small local business classification denoted in the Senate Bill. The MMcJV Community Benefits Coordinator then reviews the information provided and utilizes the Nevada Secretary of State website: <https://www.nvsos.gov/sos> to verify the Act’s requirements 31.5-2 section a, b, & c in regards to principal place of business, duration of business license, and that the required business license is current. Upon approval of these criteria, MMcJV will then give the contractor the designation of SBE. If firms do not meet the criteria or don’t complete the process, they are not classified as SBE. A listing of all approved SBE’s, or any of the above records can be provided upon request.



The Mortenson-McCarthy Joint Venture team volunteers at Three Square Food Bank.



DATE: February 20, 2019  
FROM: Lynn R. Littlejohn  
RE: Las Vegas Stadium  
Community Benefits Plan Report – January 2019

#### SBE Program

- The SBE project goal is 15%.
- The current SBE participation is 19%.
- Approximately \$920 million dollars of work has been awarded with \$173 million committed to SBE firms.
- 72 different SBE firms have been awarded work on the project; 32 with multiple contracts.
- 17 different WMBE firms have been awarded work.
- 68% of all firms awarded work on the project are Nevada based.

#### Workforce Diversity

- The workforce goal is 38% minority and female.
- The goal is expressed as a percentage of work hours.
- The workforce participation is 67% minority/female and 2% veteran with approximately 1,228,108 hours worked through January.

#### Community Engagement and Outreach

- Proposal solicitation notices are sent to community organizations.
- Project presentation to American Concrete Institute.
- Sponsored the Urban Chamber 2019 State of the Chamber Luncheon.

#### Mentoring

- We will be partnering with Clark County's Small Business Opportunity Program to offer classes and seminars to the SBE and WMBE firms involved with the project.
- The program commences on February 7, 2019.

Attached are the SBE and workforce participation reports.

This report reflects procurement activity through January 2019.

CC	State	Subcontractor	Scope of Work	SBE/Other	Orig Contract \$ Amount	Original SBE \$ Commitment
	NV	Lewis K. Construction	Fencing Repairs	SBE	\$ 19,360	\$ 19,360
	NV	Nevada Water Trucks	Track Out Pad Installation	SBE	\$ 10,000	\$ 10,000
	NV	Amazon Masonry	Dust Control	SBE/MBE	\$ 10,000	\$ 10,000
	NV	Tab Contractors, Inc.	Trailer Set-up & Geotech Fault Study	Other	\$ 748,450	\$ 490,567
	NV	Boulder Sand & Gravel	Aggregates	SBE		
	NV	Donovan Bros. Trucking	Trucking	SBE		
	NV	JS & S Surveying	Surveying	SBE/MBE		
	NV	M Con	Utilities	SBE/MBE		
	NV	Olson Precast Co.	Concrete Manhole	SBE		
	NV	Acme Electric	Street Light Repairs	Other		
	NV	Nevada Tap Master	Hot Taps	SBE		
	NV	Merli Concrete Pumping	Box Culvert - Concrete Pump	SBE		
	NV	National Trench Safety	Traffic Control	Other		
	NV	Wells Cargo	Cold Mix, Reject Sand, Rock	Other		
	NV	HD White Cap	Equipment Rental	Other		
	NV	Cashman Equipment	Equipment Rental	Other		
	NV	Sunstate	Sewer & Water Materials	Other		
	NV	Ferguson Waterworks	Equipment Rental	Other		
	NV	United Rentals	Concrete	Other		
	NV	Nevada Ready Mix	Equipment Rental	Other		
	NV	Ahern Rentals	Trucking Materials	Other		



Original SBE Commitment %	Current Contract \$ Amount	SBE %	Awarded SBE \$Participation	Other \$Participation	Actual SBE \$ Paid	Actual Other \$ Paid
100%	\$ 21,838	100%	\$ 21,838		\$ 21,838	\$ -
100%	\$ 9,903	100%	\$ 9,903		\$ 9,903	\$ -
100%	\$ 11,495	100%	\$ 11,495		\$ 11,495	\$ -
66%	\$ 908,200	60%				\$ 862,790
			\$ 10,900		\$ 9,815	
			\$ 7,267			
			\$ 28,190		\$ 20,088	
			\$ 402,693		\$ 401,133	
			\$ 14,738		\$ 14,738	
				\$ 4,033	\$ -	\$ 4,033
			\$ 1,560		\$ 1,560	
			\$ 595		\$ 595	
				\$ 11,767		\$ 11,767
				\$ 3,090		\$ 3,090
				\$ 9,536		\$ 9,536
				\$ 5,016		\$ 5,016
				\$ 1,793		\$ 1,793
				\$ 84,388		\$ 84,388
				\$ 20,386		\$ 20,386
				\$ 7,954		\$ 7,954
				\$ 2,474		\$ 2,474

This report reflects procurement activity through January 2019.

CC	State	Subcontractor	Scope of Work	SBE/Other	Orig Contract \$ Amount	Original SBE \$ Commitment
	NV	Werdco	Trucking Materials	Other		
	NV	Diaz Trucking	Trucking Materials	Other		
	NV	Boulder Sand & Gravel	Type II	SBE		
	NV	Hernandez Trucking	Trucking Materials	Other		
	NV	HD Barricade	Traffic Control	Other		
	NV	MMC, Inc.	Vactoring	Other		
	NV	A-1 Concrete Cutting	Saw Cutting/Core Drilling/Demo	SBE/MBE		
	NV	Wells Cargo, Inc.	Asphalt Paving	Other		
	NV	<b>Nevada Water Trucks</b>	SWPPP & Dust Control Services	SBE	\$ 494,460	\$ 494,460
	NV	<b>Cashman Professional</b>	Photography	SBE	\$ 37,800	\$ 37,800
	NV	<b>Eros Environmental</b>	SWPPP Inspections	SBE	\$ 18,195	\$ 18,195
	NV	<b>Preventive Measures</b>	Site Security	SBE	\$ 100,000	\$ 100,000
	MN	<b>Danny's Construction</b>	Field Tray Mock-up	WBE	\$ 147,000	\$ -
	TX	<b>Derr &amp; Isbell Construction</b>	Personnel Hoist	Other	\$ 2,799,134	\$ 419,870
1.01	WI	<b>Merrill Iron &amp; Steel</b>	Structural Steel	Other	\$ 179,413,551	\$ 26,912,032
	TX	Derr & Isbell Construction	Steel Erection	Other		
	NV	Reliable Crane Service	Crane Operation & Maintenance	SBE		
	NV	Trinity Land Survey	Box Culvert - Survey	SBE/WBE		
	NV	Union Erectors, LLC	Steel Erection	SBE		
	NV	Steel Partners	Stair Supply	SBE		



Original SBE Commitment %	Current Contract \$ Amount	SBE %	Awarded SBE \$Participation	Other \$Participation	Actual SBE \$ Paid	Actual Other \$ Paid
				\$ 2,764		\$ 2,764
				\$ 385		\$ 385
			\$ 7,717		\$ 7,717	\$ -
				\$ 2,026		\$ 2,026
				\$ 8,575		\$ 8,575
				\$ 10,000		\$ 1,950
			\$ 75,000		\$ 360	
				\$ 31,200		\$ 29,640
100%	\$ 1,331,589	100%	\$ 1,331,589		\$ 1,220,828	
100%	\$ 37,800	100%	\$ 37,800		\$ 6,475	
100%	\$ 18,195	100%	\$ 18,195		\$ 7,395	
100%	\$ 100,000	100%	\$ 100,000		\$ 110,416	
	\$ 147,000					
15%	\$ 2,799,134	0%	\$ 419,870			
15%	\$ 208,646,295	14%	\$ 1,158,758			\$ 93,401,157
				\$ 78,613,203		\$ 18,577,853
			\$ 9,900,000		\$ 1,121,792	
			\$ 1,000,000		\$ 305,209	
			\$ 2,500,000		\$ 640,006	
			\$ 918,788		\$ 392,852	



This report reflects procurement activity through January 2019.

CC	State	Subcontractor	Scope of Work	SBE/Other	Orig Contract \$ Amount	Original SBE \$ Commitment
	IL	Chicago Metal Rolled Products	Rolled Materials	Other		
	WI	Computerized Structural Design	Connection Design Services	Other		
	NV	Hershberger Bros Welding	Misc. Fabrication Services	SBE		
	OK	Hilti	Anchors/Anchor Rods	Other		
	IL	Atlas Tube	HSS Tube & Pipe	Other		
	IL	Infra Metals	W, HSS, Plate, Raw Materials	Other		
	TX	Madden Bolt Corp.	Anchor Rod Assemblies	Other		
	OH	Nelson Stud Welding	Weld Studs	Other		
	AR	Nucor Yamato Steel	WF Beams, Raw Material	Other		
	KS	Steel & Pipe Supply	W, HSS, Plate, Raw Materials	Other		
	IN	Steel Dynamics	W, C, L, Raw Materials	Other		
	IN	Aarbee Structures	Detailing Services	Other		
	IA	Kloeckner Metals - Dubuque	Material Supplier	Other		
	IL	Kloeckner Metals - Chicago	Material Supplier	Other		
	SE	SSAB/IPSCO	Material Supplier	Other		
	NV	Fasco	Fastener Supply & Delivery	SBE		
	NV	Mori Consulting	Raw Material Procurement	SBE		
	IN	Triad Metals International	Raw Material Supply	Other		
	AL	Saginaw Pipe Company	Raw Material Supply	Other		
	CO	Brown Strauss Co.	Raw Material Supply	Other		
	IL	Leeco Steel, LLC	Raw Material Supply	Other		
	SC	Nucor Steel Berkeley	Raw Material	Other		
	SC	Erico International Corp.	Fasteners	Other		
	IL	O'Brian Steel Service Co.	Raw Material	Other		
	PA	PPG Industries	Raw Material	Other		
	WA	Corona Stud & Deck	Deck Supply & Installation	Other		
	TX	Universal Steel America	Material Supplier	Other		
	IL	Black Diamond Pipe & Tube	Raw Material Supply	Other		

Compliance / SBE

Original SBE Commitment %	Current Contract \$ Amount	SBE %	Awarded SBE \$Participation	Other \$Participation	Actual SBE \$ Paid	Actual Other \$ Paid
				\$ 25,000		\$ 22,420
				\$ 289,438		\$ 118,550
			\$ 1,336,832		\$ 1,336,832	
				\$ 42,564		\$ 42,564
				\$ 1,795,486		\$ 1,795,486
				\$ 195,144		\$ 195,144
				\$ 4,129		\$ 4,129
				\$ 10,000		\$ 8,961
				\$ 3,000,000		\$ 1,306,886
				\$ 106,163		\$ 106,163
				\$ 107,303		\$ 107,303
				\$ 5,770,634		\$ 5,262,013
				\$ 90,977		\$ 90,977
				\$ 280,815		\$ 280,815
				\$ 2,500,000		\$ 2,291,648
			\$ 1,138,900		\$ 1,056,882	
			\$ 13,246,990		\$ 13,452,385	
				\$ 100,000		\$ 66,078
				\$ 66,903		\$ 66,903
				\$ 200,000		\$ 157,753
				\$ 796,960		\$ 796,960
				\$ 120,133		\$ 120,133
				\$ 40,000		\$ 17,400
				\$ 257,750		\$ 257,750
				\$ 594,797		\$ 599,964
				\$ 5,446,026		\$ 845,236
				\$ 50,000		\$ 13,811
				\$ 141,790		\$ 141,790

Compliance / SBE



This report reflects procurement activity through January 2019.

CC	State	Subcontractor	Scope of Work	SBE/Other	Orig Contract \$ Amount	Original SBE \$ Commitment
	SC	Con-Serv Inc.	Raw Material Supply	Other		
	OH	Kenilworth Steel Co.	Raw Material Supply	Other		
	MO	Tubular Steel	HSS Tube & Raw Materials	Other		
	CA	West Coast Inspections	Shop Inspection Services	Other		
	MI	Alro Steel Corporation	Raw Material Supply	Other		
	DE	Arcelormittal International	Raw Material Supply	Other		
	IL	Arcelormittal USA	Raw Material Supply	Other		
	UT	Intsel Steel	Raw Material Supply	Other		
	WI	Max Weiss	Rolled Materials	Other		
	NV	Metro Trailer Leasing	Trailer Rental	Other		
	MO	Milestone Trailer Leasing	Trailer Rental	Other		
	NV	NP Tropicana LLC	Lot Rentals	Other		
	MO	South Side Machine Works	Machining	Other		
	OH	TQL	Freight	Other		
	FL	Worldwide Specialty Logistics	Freight	Other		
	MI	Niles Industrial Coatings	Touch-up Field Painting & Cleaning	Other		
	MT	ADF International	Various Fabrication Scope	Other		
	OR	Albina Pipe Bending	Bending Service	Other		
	NC	Armstrong Transport Group	Frieght	Other		
	TN	Avenger Logistics	Freight	Other		
	CO	AZZ Galvanizing Denver	Galvanizing	Other		
	MO	Bourne Logistics Management	Freight	Other		
	IL	Chapel Steel	Material Supply	Other		
	IL	FHS Consulting	Testing Service	Other		
	UT	Interstate Gratings	Grating Supply	Other		
	AZ	JV Driver	Fabrication Subcontractor	Other		
	KS	King of Freight LLC	Freight	Other		
	CA	McKinney Trailer Rentals	Trailer Rental	Other		



Original SBE Commitment %	Current Contract \$ Amount	SBE %	Awarded SBE \$Participation	Other \$Participation	Actual SBE \$ Paid	Actual Other \$ Paid
				\$ 239,190		\$ 239,190
				\$ 116,227		\$ 116,227
				\$ 3,376,758		\$ 3,376,758
				\$ 825,194		\$ 498,568
				\$ 21,253		\$ 21,253
				\$ 574,162		\$ 574,162
				\$ 187,422		\$ 187,422
				\$ 197,863		\$ 197,863
				\$ 105,825		\$ 105,825
				\$ 47,137		\$ 47,137
				\$ 45,548		\$ 45,548
				\$ 122,500		\$ 122,500
				\$ 21,050		\$ 21,050
				\$ 244,845		\$ 244,845
				\$ 546,175		\$ 546,175
				\$ 2,403,639		
				\$ 5,962,828		\$ 1,467,042
				\$ 28,708		\$ 28,708
				\$ 190,433		\$ 190,433
				\$ 358,383		\$ 358,383
				\$ 26,809		\$ 26,809
				\$ 16,135		\$ 16,135
				\$ 134,748		\$ 134,748
				\$ 16,245		\$ 16,245
				\$ 357,592		\$ 241,018
				\$ 1,386,780		\$ 192,071
				\$ 207,703		\$ 207,703
				\$ 106,625		\$ 106,625

This report reflects procurement activity through January 2019.

CC	State	Subcontractor	Scope of Work	SBE/Other	Orig Contract \$ Amount	Original SBE \$ Commitment
	CA	PDM Steel Services	Material Supply	Other		
	KS	PKM Steel Service	Fabrication Subcontractor	Other		
	CA	RBC Lubron Bearing Systems	Bearing Supplier	Other		
	WI	Russell Metals Williams Bahcall	Material Supply	Other		
	OH	US Logistics LLC	Freight	Other		
	NV	Xtra Lease LLC	Trailer Rental	Other		
	WI	ZMAC Transportation Solutions	Freight	Other		
	KS	Unique Metal Fabrications	Fabrication Subcontractor	Other		
	IL	Olympic Steel	Material Supply	Other		
	NV	Union Erectors	Field Repairs	SBE		
<b>1.02a</b>	NJ	<b>Vector Foiltec</b>	ETF Roofing System	Other	\$ 29,701,944	\$ 4,455,292
	CA	Walter P Moore	Professional Engineering	Other		
	IT	Cimolai S.P.A.	Material Supplies	Other		
	NV	Union Erectors	Material Supplies	SBE		
	NV	Reliable Crane Services	Equipment & Storage	SBE		
<b>1.02b</b>	VA	<b>Freyssinet, Inc.</b>	Cable Net Roof Support	Other	\$ 31,600,000	\$ 4,740,000
	CH	Fatzer AG	Manufacture & Supply of Fully Locked coil Ropes	Other		
	DE	Bollinger & Grohmann International	Design Services	Other		
	MO	Thornton Tomasetti	Structural Engineering	Other		
	NV	Kordt Engineering	PE Services of Permanent Works	SBE		
	IT	CAVE S.R.L.	Manufacture & Supply of Cable Clamps	Other		
	CH	HFE	Manufacture & Supply of Cable Struts	Other		
	CH	CHINA Grand Engineering	Manufacture & Supply of Temporary Work Steel	Other		
<b>1.03</b>	NV	<b>Sunstate Companies, LLC</b>	PreCast	Other	\$ 25,129,767	\$ 3,769,465
	NV	Expansion Specialties	Caulking of PreCast	SBE/VBE		
	NV	GM Construction, LLC	Erection of PreCast	Other		
	NV	GM Construction, LLC	Erection of PreCast	SBE		
	NV	GM Construction, LLC	Erection of PreCast - Upper Bowl	SBE		
	NV	Westside Building Materials	Supplier	Other		



Original SBE Commitment %	Current Contract \$ Amount	SBE %	Awarded SBE \$Participation	Other \$Participation	Actual SBE \$ Paid	Actual Other \$ Paid
				\$ 51,600		\$ 51,600
				\$ 564,606		\$ 8,151
				\$ 201,219		\$ 201,219
				\$ 174,905		\$ 174,905
				\$ 227,254		\$ 227,254
				\$ 77,070		\$ 77,070
				\$ 14,300		\$ 14,300
				\$ 2,773,997		\$ 2,066,686
				\$ 133,620		\$ 155,736
			\$ 96,676		\$ 8,658	
15%	\$ 31,669,543	0%	\$ 4,742,431			\$ 13,717,012
				\$ 740,000		\$ 732,000
				\$ 6,435,750		\$ 2,396,674
			\$ 2,000		\$ 1,969	
			\$ 6,000		\$ 5,740	
15%	\$ 31,755,455	0%	\$ 4,704,118			\$ 9,300,879
				\$ 3,788,208		\$ 1,172,564
				\$ 371,418		\$ 274,329
				\$ 173,000		\$ 146,000
			\$ 59,200		\$ 53,800	
				\$ 276,057		\$ -
				\$ 474,720		\$ 142,416
				\$ 699,356		\$ 56,325
15%	\$ 25,303,539	17%				\$ 9,676,405
			\$ 205,000			
				\$ 1,348,339		\$ 1,348,339
			\$ 1,254,669			
			\$ 2,191,367			
				\$ 1,000		\$ -



This report reflects procurement activity through January 2019.

CC	State	Subcontractor	Scope of Work	SBE/Other	Orig Contract \$ Amount	Original SBE \$ Commitment
	NV	Lowe's	Supplier	Other		
	NV	Reliable Steel	Stud & Shield Welding	SBE		
	CA	United Rentals Northwest	Rental	Other		
	OH	Tru-Fit Products of Utah	Field Supplies	Other		
	NV	Fasteners	Field Supplies	Other		
	UT	DJB Gas Service	Fuel	Other		
	NV	Curtis Steel	Material	Other		
	CA	California Tool Welding	Weld Supplies	Other		
	NV	CES	Field Supplies	Other		
	NV	AXT Transportation	Fuel	Other		
	CA	Airgas West	Welding Gas	Other		
	NV	Ahern Rentals	Rental	Other		
	NV	Dielco Crane Services	Crane Services & Hydraulic Lifts	Other		
	NV	Abatix	Supplier	Other		
	WA	Amazon	Supplier	Other		
	NV	Concrete Accessories	Supplier	SBE		
	NV	BC Rope & Rigging	Supplier	SBE		
	NV	Copper State Bolt & Nut Co.	Supplier	Other		
	NV	Core T Trucking	Supplier	Other		
	NV	Fasteners, Inc.	Supplier	Other		
	NV	Cutting Edge	Supplier	Other		
	NV	Harbor Freight Tools	Supplier	Other		
	NV	HD Supply Waterworks	Supplier	Other		
	NV	McFadden-Dale Hardware	Supplier	Other		
	MN	M.A. Mortenson Co.	Supplier	Other		
	NV	Kuker Ranken Vegas	Supplier	Other		
	NV	McIntosh Communications	Supplier	Other		
	NV	Mobile Mini	Supplier	Other		
	NV	Mobile Materials	Supplier	Other		
	NV	Senergy Petroleum	Supplier	Other		
	NV	Silver State Rope & Rigging	Supplier	Other		
	NV	Steel Edge	Supplier	SBE		
	NV	Precision Aggregate Products	Supplier	SBE		
	OK	Hilti, Inc.	Supplier	Other		
	NV	JS&S Surveying, Inc.	Suveying	SBE/MBE		
<b>1.04/1.05</b>	MN	<b>Harris Companies</b>	Mechanical & Plumbing	Other	\$ 121,500,000	\$ 18,225,000
	NV	Maui One Excavating	Trenching, Excating & Hauling	SBE/MBE		

Original SBE Commitment %	Current Contract \$ Amount	SBE %	Awarded SBE \$Participation	Other \$Participation	Actual SBE \$ Paid	Actual Other \$ Paid
				\$ 1,000		\$ -
			\$ 260,000		\$ 125,325	
				\$ 50,000		\$ 1,961
				\$ 10,000		\$ 6,851
				\$ 5,500		\$ 1,864
				\$ 2,500		\$ 737
				\$ 50,000		\$ 619
				\$ 3,644		\$ 3,644
				\$ 2,000		\$ 959
				\$ 20,000		\$ 1,533
				\$ 2,500		\$ 526
				\$ 50,000		\$ 20,813
				\$ 400,000		\$ 157,110
				\$ 50,000		\$ 35,719
				\$ 916		\$ 916
			\$ 50,000		\$ 5,638	
			\$ 1,894		\$ 1,894	
				\$ 5,000		\$ 24
				\$ 1,000		\$ 350
				\$ 50,000		\$ 27,035
				\$ 1,000		\$ 455
				\$ 1,000		\$ 348
				\$ 3,000		\$ 1,419
				\$ 500		\$ 190
				\$ 150,000		\$ 23,656
				\$ 500		\$ 182
				\$ 6,074		\$ 6,074
				\$ 15,000		\$ 3,309
				\$ 10,000		\$ 1,221
				\$ 100,000		\$ 7,609
				\$ 100,000		\$ 27,183
			\$ 150,000		\$ 10,444	
			\$ 40,000		\$ 11,661	
				\$ 1,000		\$ 196
			\$ 177,408		\$ 17,102	
15%	\$ 125,613,242	16%				\$ 32,991,557
			\$ 1,594,437		\$ 1,282,705	



This report reflects procurement activity through January 2019.

CC	State	Subcontractor	Scope of Work	SBE/Other	Orig Contract \$ Amount	Original SBE \$ Commitment
	NV	Lone Mountain Excavation	Site Prep	Other		
	NV	Trinity Land Survey	Box Culvert - Survey	SBE/WBE		
	NV	C-Los Industries	Warehouse Lease to Erect Oval Mock-up	MBE		
	NV	Mechanical Equipment Reps	Provide Computer Room AC Units	MBE		
	NV	Corporate Air Mechanical Services	Furnish 3 Pump Skids, 2 Head Exhcangers, 6 Domestic Heat Exchangers, 1 Triplex Booster Pump Package, 2 Rolairtrols...	SBE		
	NV	Corporate Air Mechanical Services	Furnish 6 Cell Stainless Cooling Tower w/Free Cooling and Single Flange Inlet	SBE		
	NV	Corporate Air Mechanical Services	7 Boilers	SBE		
	NV	Corporate Air Mechanical Services	Supplies - Fans & PCU's	SBE		
	NV	Corporate Air Mechanical Services	Furnish 35 Electric Water Heaters & 7 ASME 125# Storage Tanks	SBE		
	NV	Corporate Air Mechanical Services	Provide 1 Lot Fabric Duct (Ductsox) & Associated hangers	SBE		
	NV	Corporate Air Mechanical Services	Provide 26 Fire Smoke Dampers, 48 Fire Dampers & 6 Silencers	SBE		
	NV	Corporate Air Mechanical Services	Provide 1 Lot Metal-Fab UL Listed Grease Duct, 1 Lot Metal-Fab UL Listed General Exhaust Flue, & 1 Lot Metal Fab UL Listed boiler Exhaust Flue	SBE		
	NV	LTSA, LLC	Furnish air Handling Units;VAV's & BCU's	SBE		
	NV	LTSA, LLC	Provide 26 Variable Frequency Drives with 3% Line Reactors & 20 Passive Harmonic Filters	SBE		
	MN	Trane U.S., Inc.	Furnish & Install BAS Mechanical Control System	Other		
	NV	Ideal Supply Company	Provide all Galvanized Victaulic Fittings	SBE		
	NV	Ideal Supply Company	Provide all Carbon Steel Victaulic Fittings	SBE		
	NV	Ideal Supply Company	Provide all Victualic DW PRV Stations	SBE		
	NV	Ideal Supply Company	Provide all Stainless Steel Victualic Fittings	SBE		
	NV	Ideal Supply Company	Provide all Zurn Drains & Cleanouts	SBE		
	NV	Energy Mechanical Insulation	Furnish & Install Plumbing Insulation	WBE		
	NV	Energy Mechanical Insulation	Furnish & Install Piping Insulation	WBE		
	NV	Energy Mechanical Insulation	Furnish & Install Mechanical Insulation	WBE		



Original SBE Commitment %	Current Contract \$ Amount	SBE %	Awarded SBE \$Participation	Other \$Participation	Actual SBE \$ Paid	Actual Other \$ Paid
				\$ 943,452		\$ 655,223
			\$ 50,000		\$ 12,412	
			\$ 5,412		\$ 5,412	
			\$ 246,431			
			\$ 954,100		\$ 258,866	
			\$ 597,274			
			\$ 403,133		\$ 372,690	
			\$ 1,787,727		\$ 239,821	
			\$ 181,418			
			\$ 1,021,488			
			\$ 87,400			
			\$ 2,444,744			
			\$ 6,417,307		\$ 1,952,373	
			\$ 280,788			
				\$ 2,760,826		
			\$ 288,053		\$ 116,671	
			\$ 270,625		\$ 38,084	
			\$ 81,188			
			\$ 344,601		\$ 29,229	
			\$ 541,250		\$ 131,243	
			\$ 588,743			
			\$ 1,112,813			
			\$ 723,431			

This report reflects procurement activity through January 2019.

CC	State	Subcontractor	Scope of Work	SBE/Other	Orig Contract \$ Amount	Original SBE \$ Commitment
	NV	Energy Mechanical Insulation	Furnish & Install All Fire- Stopping on all Plumbing, Piping & Mechanical Systems	WBE		
	NV	Superior Duct Fabrication	Fabricate & Supply all round ductwork Fittings	Other		
<b>1.06</b>	NV	<b>Gephart/Morse</b>	Electrical	Other	\$ 85,793,108	\$ 13,087,750
	NV	Morse Electric	Excavation	Other		
	NV	A-1 Concrete	Concrete & Excavation	SBE/MBE		
	NV	MMC	Hydro Excavating	Other		
	NV	Pyrocom	Sprinkler Monitoring Dialer	SBE/WBE		
	NV	Hampton Tedder Electric	Electrical Testing	Other		
	NV	Lone Mountain Excavation	Excavation	Other		
	NV	Live Electric	Electrical	SBE/WBE		
	NV	Westland State	Parking	Other		
	NV	The Tiberti Fence Company	Drilling	SBE		
	NV	Main Electric	Electrical Supplier	Other		
	NV	Codale Energy	Electrical Supplier	Other		
	CA	Industrial Electric Mftg	Electrical Distribution	Other		
	NV	CESS	Generator/PDV's/Transfer Switches	SBE		
	NV	National Field Services	Electrical Acceptance Testing & Studies	Other		
	NV	General Design & Const.	Fabrication	SBE		
	NV	Valley Steel	Unload and set Electrical Gear	SBE		
<b>1.07</b>	NV	<b>Desert Fire Protection, LP</b>	Fire Protection	Other	\$ 14,200,000	\$ 2,130,000
	NV	TAB Contractors	Underground Fire Line	Other		
	NV	Jcord Construction	GPR & Core Drill	SBE		
	NV	Silver State Marketing Group	Supply bulk Fire Sprinkler Pipe	SBE		
	NV	JS&S Inc.	Fire Sprinkler Layout with Trimble	SBE/MBE		
	NV	Silver State Marketing Group	Supply Fire Hose Valves	SBE		
	NV	Lucky Transportation	Transportation	SBE		
	NV	Energy Mechanical Insulation	Fire Caulking & Insulation of Pipe	SBE		
<b>1.08/1.09</b>	NV	<b>Enclos Corp.</b>	Exterior Curtainwall/Ribbon Rainscreen	Other	\$ 97,194,122	\$ 14,620,335
	NV	Innova Technologies	Structural Engineering/Material Mock-up	SBE/MBE		



Original SBE Commitment %	Current Contract \$ Amount	SBE %	Awarded SBE \$Participation	Other \$Participation	Actual SBE \$ Paid	Actual Other \$ Paid
			\$ 525,639			
				\$ 615,856		\$ 12,257
15%	\$ 88,154,234	0%	\$ 11,239,107			\$ 19,276,343
				\$ 100,000		
			\$ 127,418		\$ 127,418	
				\$ 10,450		\$ 10,450
			\$ 8,860		\$ 7,060	
				\$ 2,400		\$ 1,250
				\$ 1,819,531		\$ 1,761,829
			\$ 129,645		\$ 71,700	
				\$ 506,229		\$ 540,901
			\$ 21,678		\$ 21,367	
				\$ 1,202,903		\$ 364,712
				\$ 1,294,977		\$ 313,364
				\$ 5,684,804		\$ 706,149
			\$ 1,511,959			
				\$ 308,600		\$ 24,555
			\$ 42,894			\$ 42,894
			\$ 24,520			
15%	\$ 14,284,628	1%	\$ 1,841,217			\$ 1,690,281
				\$ 115,655		\$ 100,475
			\$ 940		\$ 940	
			\$ 155,225			
			\$ 6,312			
			\$ 5,000			
			\$ 80,000			
			\$ 54,000			
15%	\$ 97,194,122	7%	\$ 5,847,253			\$ 14,536,603
			\$ 14,618		\$ 14,618	



This report reflects procurement activity through January 2019.

CC	State	Subcontractor	Scope of Work	SBE/Other	Orig Contract \$ Amount	Original SBE \$ Commitment
	NV	Union Erectors	Steel Structure & Install Material Mock-up	SBE		
	NV	Affordable Federal Services	Misc. Construction Services	SBE		
	NV	Hershberger Bros Welding	Curtainwall Anchor & Steel Clips	SBE		
	NV	FASCO	Fasteners	SBE		
	TX	Baker Metal	CW Metal	Other		
	NV	Expansion Specialties	Exterior Expansion Joint System	SBE/VBE		
<b>1.10</b>	NV	<b>KONE</b>	Elevator & Lifts	Other	\$ 17,942,010	\$ 1,435,361
	NV	Hightower Trucking, Inc.	Warehouse/Logistics Support	MBE		
<b>2.01a</b>	NV	<b>Trinity Land Survey</b>	Box Culvert - Survey	SBE/WBE	\$ 38,770	\$ 38,770
<b>2.01f</b>	NV	<b>Marnell Masonry</b>	Box Culvert - Masonry	SBE	\$ 33,198	\$ 33,198
<b>2.01h</b>	NV	<b>Sahara Concrete</b>	Box Culvert - Site Concrete, Paving & Hardscapes	SBE	\$ 3,678,883	\$ 3,678,883
	NV	CMC Rebar	Box Culvert - Reinforcing (Supply & Install)	Other		
	NV	Nevada Ready Mix	Box Culvert - Concrete Supplier	Other		
	NV	Dielco Crane Services	Box Culvert - Crane Work	Other		
	NV	Merli Concrete Pumping	Box Culvert - Concrete Pump	SBE		
	NV	A-1 Concrete	Demolition	SBE/MBE		
<b>2.01k</b>	NV	<b>The Tiberti Fence Company</b>	Box Culvert - Fence	SBE	\$ 256,862	\$ 256,862
	NV	Flippen's Trenching	143 Holes	SBE		
<b>2.02/2.03</b>	NV	<b>Tab Contractors</b>	Box Culvert /Earthwork/Site Utilities	Other	\$ 15,258,168	\$ 10,707,010
	NV	Brightview Landscape	Box Culvert - Landscape & Irrigation	Other		
	NV	Nelson Hiniker Striping	Striping/Traffic Control	SBE		
	NV	Sanders Construction	Drilling & Blasting	SBE		
	NV	JS & S Surveying	Land Survey & Construction Staking	SBE/MBE		

Original SBE Commitment %	Current Contract \$ Amount	SBE %	Awarded SBE \$Participation	Other \$Participation	Actual SBE \$ Paid	Actual Other \$ Paid
			\$ 20,717		\$ 20,717	
			\$ 5,785,000		\$ 32,891	
			\$ 1,100,000		\$ 432,019	
			\$ 1,200,000		\$ 6,858	
				\$ 7,773,414		\$ 478,866
			\$ 611,530			
8%	\$ 17,947,272	4%	\$ 760,361			\$ 4,322,648
			\$ 675,000		\$ 391,641	
100%	\$ 71,251	100%	\$ 71,251		\$ 67,689	
100%	\$ 33,198	100%	\$ 33,198		\$ 33,198	
100%	\$ 4,180,022	100%	\$ 3,919,506		\$ 3,971,021	
				\$ 794,604		\$ 754,874
				\$ 475,000		
				\$ 107,725		\$ 107,725
			\$ 78,642	\$ -	\$ 78,642	
			\$ 181,874		\$ 172,780	
100%	\$ 321,332	100%	\$ 312,609		\$ 196,305	
			\$ 8,723		\$ 8,723	
70%	\$ 26,057,143	43%				\$ 16,704,254
				\$ 21,550		\$ 21,550
			\$ 65,689		\$ 65,689	
			\$ 2,193,860		\$ 2,193,860	
			\$ 287,384		\$ 80,032	



This report reflects procurement activity through January 2019.

CC	State	Subcontractor	Scope of Work	SBE/Other	Orig Contract \$ Amount	Original SBE \$ Commitment
	NV	A-1 Concrete Cutting	Core Drilling/Concrete Cutting/Demolition	SBE/MBE		
	NV	M Con, Inc.	Utility Work Installation	SBE/MBE		
	NV	MMC, Inc.	Hydro Excavating/Vactor	Other		
	NV	Nevada Ready Mix	Concrete	Other		
	NV	Nelson Hiniker Striping	Traffic Control	SBE		
	NV	Sticha Inc.	Trucking Materials	Other		
	NV	National Trench Safety	Steel Plates & Shoring	Other		
	MO	Core & Main	Water Materials	Other		
	NV	Wells Cargo, Inc.	Asphalt Paving	Other		
	NV	Merli Concrete Pumping	Pump Concrete	SBE		
	NV	MMC, Inc.	Hydro Excavating/Pot Holing	Other		
	NV	TAB Contractors	Excavating	Other		
	CA	Viking Drillers, Inc.	Abandonment (4) Monitoring Wells	Other		
	NV	Acme Electric	Remove/Replace Street Lights	Other		
	NV	Boulder Sand & Gravel	Gravel base for concrete & asphalt disposal	SBE		
	NV	Elkhorn Environmental	Trucking/Street Sweeping	SBE		
	NV	Donovan Brothers Trucking	Trucking/Haul-Off	SBE		
	NV	Merli Concrete Pumping	Box Culvert - Concrete Pump	SBE		
	NV	Olson PreCast Company	Install Storm Drain & Sewer MH & Drop Inlets	SBE		
	NV	Armorock, LLC	Manhole Materials	Other		
	NV	Nevada Tap Master	Wet Tap	SBE		
	NV	Nevada Water Trucks	Water Truck	SBE		
	NV	Enco Southwest, Inc.	Pump Controls	SBE		
	NV	M Con, Inc.	Main Water Line	SBE/MBE		
	NV	Ahern Rentals	Equipment Rental	Other		

Original SBE Commitment %	Current Contract \$ Amount	SBE %	Awarded SBE \$Participation	Other \$Participation	Actual SBE \$ Paid	Actual Other \$ Paid
			\$ 48,303		\$ 48,303	
			\$ 435,993		\$ 414,193	
				\$ 18,550		\$ 18,550
				\$ 2,679		\$ 2,679
			\$ 3,240		\$ 3,240	
				\$ 1,080		\$ 1,080
				\$ 285,000		\$ 259,350
				\$ 29,790		\$ 27,992
				\$ 77,527		\$ 68,555
			\$ 639		\$ 639	
				\$ 377,038		\$ 377,038
				\$ 5,000		
				\$ 8,800		\$ 8,800
				\$ 104,353		\$ 104,353
			\$ 357,361		\$ 168,030	
			\$ 2,384,021		\$ 2,384,021	
			\$ 2,518,042		\$ 2,218,129	
			\$ 10,000		\$ 1,827	
			\$ 41,904		\$ 41,904	
				\$ 211,042		\$ 33,783
			\$ 49,895			
			\$ 264,461		\$ 264,461	
			\$ 208,780			
			\$ 2,178,147		\$ 975,456	
				\$ 11,653		\$ 11,653



This report reflects procurement activity through January 2019.

CC	State	Subcontractor	Scope of Work	SBE/Other	Orig Contract \$ Amount	Original SBE \$ Commitment
	NV	MMc Inc.	Vactor/Pothole Services	Other		
	CA	Cashman Equipment Co.	Equipment Rental	Other		
	TX	Aggregate Industries	Type II Supplier	Other		
	MO	Core & Main	Material Supplier	Other		
	NV	National Trench Safety	Shoring/Trench Plates	Other		
	NV	Nevada Ready Mix	Concrete Supplier	Other		
	NV	Rinker Materials	RPC Onsite/Offsite	Other		
	NV	HD Barricade, Inc.	Traffic Control	Other		
	NV	Sticha Inc.	Trucking	Other		
	NV	Las Vegas Paving	Cold Mix	Other		
	CA	HD White Cap	Safety Supplies	Other		
	NV	Olson Precast Company	8" Meter Vaults	SBE		
	NV	Las Vegas Paving	Flaggers	Other		
<b>2.05</b>	CA	<b>Malcolm Drilling</b>	Deep Foundations	Other	\$ 8,630,311	\$ 1,588,177
	NV	CMC Steel	Reinforcing Steel	Other		
	NV	Steel Edge, Inc.	Piles	SBE		
	NV	Precision aggregate Products	Supply Grout for Deep Foundations	SBE		
	NV	Trinity Land Survey	Box Culvert - Survey	SBE/WBE		
	NV	Dielco Crane Service	Crane Lift Services	Other		
	NV	TAB Contractors	Load Haul-off & Dispose ACIP Spoils	Other		
	NV	Fugro USA Land	Osterberg Cell load testing equipment & services	Other		
	NV	Clark Welding & Fabricating	Welding	Other		
	NV	White Cap	General Building Materials	Other		

Original SBE Commitment %	Current Contract \$ Amount	SBE %	Awarded SBE \$Participation	Other \$Participation	Actual SBE \$ Paid	Actual Other \$ Paid
				\$ 4,800		\$ 4,800
				\$ 4,478		\$ 4,478
				\$ 25,000		\$ 14,200
				\$ 675,000		\$ 267,176
				\$ 25,000		\$ 18,408
				\$ 10,000		\$ 6,970
				\$ 108,450		\$ 96,452
				\$ 2,500		\$ 2,400
				\$ 1,394		\$ 1,338
				\$ 2,500		\$ 500
				\$ 5,000		\$ 2,516
			\$ 62,997		\$ 20,999	
				\$ 1,000		
18%	\$ 10,729,892	26%				\$ 10,193,397
				\$ 2,200,385		\$ 2,200,385
			\$ 457,446		\$ 457,446	
			\$ 2,133,225		\$ 2,133,225	
			\$ 187,619		\$ 187,619	\$ -
				\$ 20,353		\$ 20,353
				\$ 221,790		\$ 221,790
				\$ 205,817		\$ 205,817
				\$ 51,702		\$ 51,702
				\$ 44,503		\$ 44,503



This report reflects procurement activity through January 2019.

CC	State	Subcontractor	Scope of Work	SBE/Other	Orig Contract \$ Amount	Original SBE \$ Commitment
	NV	United Rentals	Rental Equipment	Other		
	NV	MMC	Potholing/Vac Truck Work	Other		
<b>2.99/3.99</b>	NV	<b>Mortenson/McCarthy</b>	Structural Concrete	Other	\$ 128,419,469	\$ 19,262,920
<b>3.99a</b>	WI	Gateway Forming Systems	Horizontal Formwork	Other		
	NV	Region 9 Safety	Safety Director	SBE/MBE		
	NV	Pacific Construction Services	Shoring Rental/Lumber	SBE		
<b>3.99b</b>	NV	CMC Rebar	Reinforcing	Other		
	NV	Steel Edge, Inc.	Reinforcing Steel	SBE		
	NV	Precision Aggregate Products	Concrete	SBE		
	NV	Merli Concrete	Concrete Pumping	SBE		
	NV	Penhall Co.	Demolition	Other		
	NV	Jcord	Demolition	SBE		
	NV	Ahern Rentals	Equipment Rental	Other		
	AZ	Sunstate Equipment	Equipment Rental	Other		
	CA	HD Supply	Supplies & Materials	Other		
	NJ	Hilti	Small Tools , Materials & Equipment	Other		
	TX	H & E Equipment	Equipment Rental	Other		
	GA	Herc Rentals	Equipment Rental	Other		
	NV	Lynco Associates	Epoxy & Rebar Embeds	Other		
	IL	CDW Direct, LLC	Technology Equipment	Other		
	NV	Atlas Construction Supply	Column Formwork - Supplies	Other		
	NV	BC Wire Rope & Rigging	Rigging Supplies	SBE		
	NV	Pacific Construction Services	Lumber - Supplier	SBE		
	NV	Construction Testing Services	Professional Services	Other		

Original SBE Commitment %	Current Contract \$ Amount	SBE %	Awarded SBE \$Participation	Other \$Participation	Actual SBE \$ Paid	Actual Other \$ Paid
				\$ 20,791		\$ 20,791
				\$ 1,125		\$ 1,125
15%	\$ 128,649,716	24%				\$ 80,504,033
				\$ 15,128,319		\$ 13,836,252
			\$ 165,000		\$ 168,341	
			\$ 1,213,110		\$ 1,213,110	
				\$ 19,499,304		\$ 12,432,253
			\$ 5,261,740		\$ 3,884,033	
			\$ 13,061,273		\$ 8,682,126	
			\$ 722,421		\$ 548,063	
				\$ 80,648		\$ 80,648
			\$ 1,269,783		\$ 947,487	
				\$ 40,000		\$ 20,900
				\$ 5,000		\$ 3,694
				\$ 40,000		\$ 24,540
				\$ 66,222		\$ 66,222
				\$ 20,000		\$ 6,934
				\$ 30,000		\$ 15,116
				\$ 54,000		
				\$ 31,243		\$ 10,933
				\$ 1,402,595		\$ 262,158
			\$ 646,731		\$ 343,551	
			\$ 1,000,000		\$ 782,321	
				\$ 75,455		\$ 68,462



This report reflects procurement activity through January 2019.

CC	State	Subcontractor	Scope of Work	SBE/Other	Orig Contract \$ Amount	Original SBE \$ Commitment
	NV	Concrete Accessories	Grout/Concrete - Supplier	SBE		
	MN	Curtis 1000 Inc.	Materials	Other		
	MN	ESCH Construction Supply	Materials	Other		
	NV	FASCO	Materials	SBE		
	NV	Fastenal Company	Materials	Other		
	NV	Fasteners Inc.	Thread Supplier	Other		
	NV	Glove Connection	Safety Equipment & Small Tools	SBE		
	IL	Grainger	Construction Supplies	Other		
	NJ	Hilti	Small Tools & Epoxy	Other		
	WA	KR	Materials	Other		
	CO	Smalley & Company	Water Stop Supplies	Other		
	NV	White Cap	Materials	Other		
	NV	New Life Office LLC	Workstation Materials	Other		
	PA	Norcen Industries	Materials	Other		
	NV	NOVA Geotechnical & Inspection	Professional Services	Other		
	MO	Office Essentials	Office Supplies	Other		
	NV	Staples	Office Supplies	Other		
	NV	William Vollmer	Materials	Other		
	CO	RMD KWIKform North America	Materials	Other		
	NV	M.J. Dean Construction	Concrete Forming	Other		
	AZ	UFP Chandler, LLC	Materials	Other		
	IL	Uline, Inc.	Materials	Other		
	NV	Reliable Crane	Crane Rental	SBE		
	NV	Eberhard SW Roofing	Water Stop Supplies	SBE		

Original SBE Commitment %	Current Contract \$ Amount	SBE %	Awarded SBE \$Participation	Other \$Participation	Actual SBE \$ Paid	Actual Other \$ Paid
			\$ 108,302		\$ 120,453	
				\$ 3,458		\$ 494
				\$ 2,000		\$ 932
			\$ 52,946		\$ 52,946	
				\$ 2,438		\$ 348
				\$ 89,770		\$ 94,363
			\$ 300,000		\$ 252,140	
				\$ 6,022		\$ 6,022
				\$ 92,501		\$ 99,029
				\$ 2,000		\$ 834
				\$ 10,532		\$ 1,505
				\$ 710,537		\$ 535,608
				\$ 41,552		\$ 2,944
				\$ 19,268		\$ 1,826
				\$ 19,500		\$ 3,250
				\$ 2,000		\$ 380
				\$ 3,534		\$ 2,877
				\$ 19,292		\$ 2,756
				\$ 1,080,603		\$ 1,080,603
				\$ 1,200,000		\$ 1,143,842
				\$ 25,500		\$ 8,499
				\$ 5,000		\$ 2,400
			\$ 7,000,000			
			\$ 50,000		\$ 43,434	



This report reflects procurement activity through January 2019.

CC	State	Subcontractor	Scope of Work	SBE/Other	Orig Contract \$ Amount	Original SBE \$ Commitment
	NV	IQC Southwest, LLC	Quality Control - Inspections	Other		
	NV	Artkore LLC	Materials	SBE		
	NV	Commercial Scaffolding of Nevada	Stair Tower & Scaffolding	SBE		
	NV	Union Erectors	Steel Corrections	SBE		
	SD	Dakota Riggers & Tool Supply	Materials	Other		
	NV	Fiber Tech Lifting Products	Materials	Other		
	NV	Hershberger Bros Welding	Materials	SBE		
	NV	June Rose, LLC	Materials	SBE		
	MN	Mars Supply	Materials	Other		
	NV	RGR Training Center	Safety Training	Other		
	NV	Border Construction Specialties	Materials	Other		
	GA	Global Equipment Co.	Materials	Other		
	NV	Go2 Partners	Materials	Other		
<b>3.04/3.10</b>	NV	<b>Eberhard Southwest Roofing</b>	Roofing & Waterproofing	SBE	\$ 4,259,219	\$ 4,259,219
	CO	Smalley & Company	Waterproofing Materials	Other		
	NV	Construction Sealants Supply	Waterproofing Materials	SBE		
	TX	StarFoam Manufacturing	Waterproofing Materials	Other		
	CA	Sika Sarnafil	Roofing Materials	Other		
<b>3.05</b>	NV	<b>Union Erectors</b>	Misc. Metals - Stairs	SBE	\$ 974,144	\$ 974,144
	In	American Stairs Corp.	Stair Material Supplier	Other		
<b>3.06</b>	KS	<b>Dimensional Innovations</b>	Signature Tower	Other	\$ 580,823	\$ 87,123
<b>3.08</b>	TN	<b>Industrial Door Contractors (IDC)</b>	Operable Field Mechanization	Other	\$ 17,160,597	\$ 2,600,000

Original SBE Commitment %	Current Contract \$ Amount	SBE %	Awarded SBE \$Participation	Other \$Participation	Actual SBE \$ Paid	Actual Other \$ Paid
				\$ 500,000		\$ 384,455
			\$ 1,428		\$ 602	
			\$ 90,158		\$ 90,158	
			\$ 250,000			
				\$ 3,450		\$ 122
				\$ 870		\$ 217
			\$ 2,000		\$ 1,588	
			\$ 37,735		\$ 9,434	
				\$ 1,000	\$ -	\$ 50
				\$ 20,000		\$ 3,360
				\$ 371		\$ 371
				\$ 1,000		\$ 118
				\$ 2,500		\$ 632
100%	\$ 4,623,517	100%	\$ 4,294,010		\$ 495,981	
				\$ 30,000		\$ 21,888
			\$ 329,507		\$ 329,507	
				\$ 50,000		\$ 48,163
				\$ 1,400,000		\$ 956
100%	\$ 1,008,456	100%	\$ 1,008,456		\$ 56,517	
				\$ 557,856		\$ 23,731
15%	\$ 2,045,393	0%	\$ 308,159			\$ 991,094
15%	\$ 17,160,597	0%	\$ 2,600,000			



This report reflects procurement activity through January 2019.

CC	State	Subcontractor	Scope of Work	SBE/Other	Orig Contract \$ Amount	Original SBE \$ Commitment
3.08b	NV	McKeon Door of Nevada, Inc.	Operable Field Door Mechanization	Other	\$ 475,967	\$ 126,735
	NV	Mojave Electric	Electrical	Other		
	NV	Panelfold, Inc.	Operable Wall	Other		
	NV	Clear Solutions Group	Material (glass) Supplier	SBE		
	NV	MJDean/Southwest Door & Hardware	Doors, Frames & Hardware	Other		
3.08c	CA	Show Canada Industries	Retractable Columns	Other	\$ 1,701,160	\$ 262,000
3.11/4.01	NV	Performance Contracting, Inc.	Exterior & Interior Framing/Drywall	Other	\$ 40,095,890	\$ 6,025,279
	NV	Commercial Scaffolding	Erection/dismantle of Scaffold	SBE		
	NV	Gale Building Products	Insulation and Firestopping	Other		
	NV	Lochsa Engineering	Engineering Services	Other		
	NV	R&P Supply	Framing, Drywall, Taping	SBE		
	NV	Technicoat Management	Interior Moisture Barrier	SBE		
	NV	Tomarco Fastening Systems, Inc.	Fasteners	Other		
	NV	Legacy Cast & Stone & Composites	Ceiling Shapes	SBE		
4.02	NV	CEDCO, Inc.	Masonry	Other	\$ 5,258,412	\$ 861,346
	NV	A Track-Out Solutions	Material Purchasing Delivery	WBE		
	NV	JS & S Surveying	Survey - CMU Wall Control Layout	SBE/MBE		
	NV	Technicoat Management	Fire Stop/Joint Sealants	SBE		
	NV	Region 9 Safety Compliance	Safety Coordinator	SBE/MBE		
	CA	Epic CAD Solutions	Providing 3D Modeling	Other		
	NV	Silver Star Ready Mix	Supplying of Masonry Grout	Other		
4.03	NV	American Door Installation, LP	Frames, Doors & Hardware	SBE	\$ 595,725	\$ 595,725
	NV	The Hallgren Co.	Supply Frames, Doors & Hardware	Other		
4.05	GA	Raydeo Enterprises, Inc.	Stadium Railings	Other	\$ 11,524,358	\$ 2,751,947

Original SBE Commitment %	Current Contract \$ Amount	SBE %	Awarded SBE \$Participation	Other \$Participation	Actual SBE \$ Paid	Actual Other \$ Paid
27%	\$ 475,967	27%			\$ -	\$ 46,835
				\$ 29,210		
				\$ 26,555		
			\$ 126,735			
				\$ 60,186		
15%	\$ 1,701,160	0%	\$ 262,000			\$ 141,760
15%	\$ 40,095,890	15%				\$ 1,165,679
			\$ 1,346,171			
				\$ 1,698,712		
				\$ 77,500		\$ 36,650
			\$ 4,300,000		\$ 73,487	
			\$ 347,248			
				\$ 50,000		\$ 13,529
			\$ 31,860		\$ 14,716	
16%	\$ 5,258,412	18%				\$ 870,827
			\$ 855,500		\$ 115,875	
			\$ 10,520		\$ -	\$ -
			\$ 69,749			
			\$ 13,520		\$ 2,057	
				\$ 36,000		
				\$ 280,000		
100%	\$ 3,181,245	100%	\$ 3,181,245			\$ 58,267
				\$ 372,046		\$ 8,816
24%	\$ 11,697,224	0%	\$ 2,751,947			



This report reflects procurement activity through January 2019.

CC	State	Subcontractor	Scope of Work	SBE/Other	Orig Contract \$ Amount	Original SBE \$ Commitment
4.07	NV	Expansion Specialties	Expansion Joints	SBE/VBE	\$ 1,640,550	\$ 1,640,550
4.08	NV	Gephart/Morse	Electrical - Low Voltage	Other	\$ 452,409	\$ 67,861
	NV	Morse Electric	Excavation	Other		
	NV	Coherent Design	AV Design Assist, Testing & Commissioning	SBE		
	NV	Johnson Controls Fire Protection	Fire Alarm System	Other		
4.09	NV	Aggregate Industries	Bituminous Pavement	Other	\$ 4,408,062	\$ 661,209
4.10b	NV	Aggregate Industries	MSE Retaining Walls	Other	\$ 5,132,049	\$ 793,792
	CA	The Reinforced Earth Company	Design/Provide MSE Wall Material	Other		
4.12	CO	Rolling Plains Construction	Fireproofing	Other	\$ 4,378,322	\$ 667,494
5.17b	GA	Sports Field, Inc. dba Fields	Heat System for Operable Field	Other	\$ 1,716,348	\$ 257,452
				<b>Totals</b>	<b>\$ 863,528,597</b>	<b>\$ 149,173,183</b>
				<b>Goal</b>		

Original SBE Commitment %	Current Contract \$ Amount	SBE %	Awarded SBE \$Participation	Other \$Participation	Actual SBE \$ Paid	Actual Other \$ Paid
100%	\$ 1,640,550	100%	\$ 1,640,550			
15%	\$ 452,409	12%	\$ -			\$ 429,789
			\$ 56,000			
			\$ -	\$ 54,890		
15%	\$ 4,408,062	0%	\$ 661,209			
15%	\$ 5,132,049	0%	\$ 793,792			
				\$ 799,280		\$ 60,953
15%	\$ 4,378,322	0%	\$ 667,494			
15%	\$ 1,716,348	0%	\$ 257,452			\$ 79,800
17%	\$ 920,971,639	19%	\$ 175,092,197	\$ 213,498,727	\$ 60,374,638	\$ 403,777,637
15%						



## Las Vegas Stadium Workforce Utilization Summary

This report reflects the cumulative hours worked through January 2019.

Subcontractor	Cumulative hours through January 2019				
	Total Hours	Total Minority/Female	Total Veteran	Total Minority/Female %	Total Veteran %
<b>Lewis K Construction</b>	30	30	0	100%	0%
Modern Demo & Services	198	198	0	100%	0%
<b>Total for Lewis K Construction</b>	<b>228</b>	<b>228</b>	<b>0</b>	<b>100%</b>	<b>0%</b>
<b>Geotechnical &amp; Environmental Services</b>	0	0	0	0%	0%
Eagle Drilling Services	110	33	0	30%	0%
<b>Total for Geotechnical &amp; Environmental Svs</b>	<b>110</b>	<b>33</b>	<b>0</b>	<b>30%</b>	<b>0%</b>
<b>Nevada Water Truck</b>	13,371	9,866	0	74%	0%
<b>Total for Nevada Water Truck</b>	<b>13,371</b>	<b>9,866</b>	<b>0</b>	<b>74%</b>	<b>0%</b>
<b>Amazon Masonry</b>	99	99	0	100%	0%
<b>Total for Amazon Masonry</b>	<b>99</b>	<b>99</b>	<b>0</b>	<b>100%</b>	<b>0%</b>
<b>TAB Contractors - Trailer City</b>	2,439	605	0	25%	0%
Mcon	2,333	2,076	0	89%	0%
Acme Electric - Mcon TC	27	12	0	44%	0%
Olson Precast - Mcon TC	91	91	0	100%	0%
Nevada Tap Master - Mcon TC	2	2	0	100%	0%
Merli - Mcon TC	4	0	0	0%	0%
MMC, Inc.	7	7	0	100%	0%
A-1 Concrete	4	4	0	100%	0%
Wells Cargo	88	44	0	50%	0%
<b>Total for TAB Contractors - Trailer City</b>	<b>4,993</b>	<b>2,838</b>	<b>0</b>	<b>57%</b>	<b>0%</b>
<b>Sahara Concrete</b>	20,543	19,614	0	95%	0%
CMC Rebar	4,450	3,347	0	75%	0%
Dielco Crane Service	379	0	0	0%	0%
Merli Concrete	297	0	0	0%	0%
A-1 Concrete	1,346	719	0	53%	0%
<b>Total for Sahara Concrete</b>	<b>27,015</b>	<b>23,680</b>	<b>0</b>	<b>88%</b>	<b>0%</b>
<b>Marnell Masonry</b>	139	47	0	34%	0%
<b>Total for Marnell Masonry</b>	<b>139</b>	<b>47</b>	<b>0</b>	<b>34%</b>	<b>0%</b>
<b>TAB Contractors - Main</b>	93,354	40,394	119	43%	0%
Brightview Landscape	100	100	0	100%	0%
Nelson Hiniker Striping	308	166	0	54%	0%
Sanders Construction	3,648	2,254	0	62%	0%
A-1 Concrete	422	266	0	63%	0%
MMC	4,739	4,531	0	96%	0%
TAB-MMC	323	323	0	100%	0%
Mcon	6,396	6,184	0	97%	0%
MMC - Mcon	80	67	0	83%	0%
Wells Cargo - Mcon	184	108	0	59%	0%
Merli - Mcon BC	4	0	0	0%	0%
Viking Drillers, Inc.	4	0	0	0%	0%
Acme Electric	1,957	1,144	0	58%	0%
Merli Concrete	10	0	0	0%	0%
Olson Precast	441	313	0	71%	0%
Las Vegas Paving	80	88	0	110%	0%
Nevada Tap Master	10	0	0	0%	0%
The Tiberti Fence - TAB	3	3	0	100%	0%
<b>Total for TAB Contractors - Main</b>	<b>112,061</b>	<b>55,939</b>	<b>119</b>	<b>50%</b>	<b>0%</b>
<b>Southland - TC</b>	473	191	0	40%	0%
<b>Lone Mountain - Southland</b>	614	152	0	25%	0%
<b>Total for Southland - TC</b>	<b>1,087</b>	<b>343</b>	<b>0</b>	<b>32%</b>	<b>0%</b>

Workforce Utilization

## Las Vegas Stadium Workforce Utilization Summary

This report reflects the cumulative hours worked through January 2019.

Subcontractor	Cumulative hours through January 2019				
	Total Hours	Total Minority/Female	Total Veteran	Total Minority/Female %	Total Veteran %
<b>Gephart-Morse, LLC</b>	0	0	0	0%	0%
Morse Electric - GM	49,135	35,011	4,965	71%	10%
A-1 Concrete - Morse	664	293	24	44%	4%
MMC - A-1 Morse	52	52	0	100%	0%
Lone Mountain - Morse	9,852	4,230	0	43%	0%
Live Electric - Morse	98	98	0	100%	0%
Pyrocom	20	0	0	0%	0%
Gephart Electric - GM	0	0	0	0%	0%
<b>Total for Gephart-Morse, LLC</b>	<b>59,820</b>	<b>39,683</b>	<b>4,989</b>	<b>66%</b>	<b>8%</b>
<b>The Tiberti Fence</b>	1,282	954	142	74%	11%
Flippins	77	25	0	32%	0%
<b>Total for Tiberti Fence</b>	<b>1,359</b>	<b>979</b>	<b>142</b>	<b>72%</b>	<b>10%</b>
<b>Malcolm Drilling</b>	18,088	6,022	0	33%	0%
CMC Rebar	2,913	2,030	0	70%	0%
Clark Welding & Fabricating	167	76	0	46%	0%
Dielco Crane	108	0	0	0%	0%
MMC	5	5	0	100%	0%
<b>Total for Malcolm Drilling</b>	<b>21,280</b>	<b>8,133</b>	<b>0</b>	<b>38%</b>	<b>0%</b>
<b>Mortenson McCarthy</b>	327,513	253,152	10,648	77%	3%
Merli Concrete Pumping	1,983	486	0	25%	0%
CMC Rebar	224,019	191,000	311	85%	0%
Gateway Concrete	157,042	115,479	6,640	74%	4%
Jcord	8,411	6,139	0	73%	0%
Silver Star Ready Mix	14,701	5,680	165	39%	1%
Commercial Scaffolding	3,827	3,827	0	100%	0%
Union Erectors - MMC	1,950	408	0	21%	0%
Reliable Crane Service - MMC	21,286	946	0	4%	0%
Penhall Company	631	562	0	89%	0%
MJ Dean	9,516	7,724	0	81%	0%
<b>Total for Mortenson McCarthy Joint Venture</b>	<b>770,879</b>	<b>585,402</b>	<b>17,763</b>	<b>76%</b>	<b>2%</b>
<b>Eberhard SW Roofing</b>	7,274	7,253	0	100%	0%
<b>Total for Eberhard Southwest Roofing</b>	<b>7,274</b>	<b>7,253</b>	<b>0</b>	<b>100%</b>	<b>0%</b>
<b>Sunstate</b>	0	0	0	0%	0%
GM Construction	6,626	6,007	0	91%	0%
Reliable Steel - GM	1,281	477	0	37%	0%
Dielco - GM	808	0	0	0%	0%
<b>Total for Sunstate</b>	<b>8,715</b>	<b>6,484</b>	<b>0</b>	<b>74%</b>	<b>0%</b>
<b>Harris</b>	43,322	15,938	1,841	37%	4%
Energy Mechanical Insulation	1,325	635	10	48%	1%
Maui One	4,009	2,452	0	61%	0%
Lone Mountain	4,408	1,802	0	41%	0%
<b>Total for Harris</b>	<b>53,063</b>	<b>20,827</b>	<b>1,851</b>	<b>39%</b>	<b>3%</b>



## Las Vegas Stadium Workforce Utilization Summary

This report reflects the cumulative hours worked through January 2019.

Subcontractor	Cumulative hours through January 2019				
	Total Hours	Total Minority/Female	Total Veteran	Total Minority/Female %	Total Veteran %
<b>Merrill Steel</b>	0	0	0	0%	0%
Corona Stud & Deck	7,917	2,110	0	27%	0%
Niles Industrial Coatings	2,130	259	27	12%	1%
Derr & Isbell	93,277	40,466	0	43%	0%
Union Erectors	6,421	1,852	356	29%	6%
Reliable Crane Service	7,228	565	0	8%	0%
<b>Total for Merrill Steel</b>	<b>116,971</b>	<b>45,250</b>	<b>383</b>	<b>39%</b>	<b>0%</b>
<b>Enclos</b>	138	0	0	0%	0%
<b>Total for Enclos</b>	<b>138</b>	<b>0</b>	<b>0</b>	<b>0%</b>	<b>0%</b>
<b>KONE</b>	4,840	771	0	16%	0%
<b>Total for KONE</b>	<b>4,840</b>	<b>771</b>	<b>0</b>	<b>16%</b>	<b>0%</b>
<b>Desert Fire Protection</b>	4,127	1,444	0	35%	0%
TAB	109	101	0	93%	0%
Energy Mechanical Insulation - Desert Fire	2	0	0	0%	0%
Jcord	3	0	0	0%	0%
<b>Total for Desert Fire</b>	<b>4,241</b>	<b>1,545</b>	<b>0</b>	<b>36%</b>	<b>0%</b>
<b>Gephart/Morse - Low Voltage</b>	0	0	0	0%	0%
Morse - GM Low Voltage	1,545	0	0	0%	0%
<b>Total for Gephart/Morse - Low Voltage</b>	<b>1,545</b>	<b>0</b>	<b>0</b>	<b>0%</b>	<b>0%</b>
<b>Performance Contracting</b>	12,925	9,537	0	74%	0%
Commercial Scaffolding - PCI	57	57	0	100%	0%
Gale Building Products	186	186	0	100%	0%
<b>Total for Performance Contracting</b>	<b>13,167</b>	<b>9,780</b>	<b>0</b>	<b>74%</b>	<b>0%</b>
<b>Aggregate Industries</b>	1,907	667	0	43%	0%
<b>Total for Aggregate Industries</b>	<b>1,907</b>	<b>667</b>	<b>0</b>	<b>35%</b>	<b>0%</b>
<b>CEDCO Commercial LLC</b>	3,710	2,315	0	62%	0%
<b>Total for CEDCO Commercial, LLC</b>	<b>3,710</b>	<b>2,315</b>	<b>0</b>	<b>62%</b>	<b>0%</b>
<b>Rolling Plains Construction</b>	98	52	0	53%	0%
<b>Total for Rolling Plains Construction</b>	<b>98</b>	<b>52</b>	<b>0</b>	<b>53%</b>	<b>0%</b>
<b>TOTAL HOURS</b>	<b>1,228,108</b>	<b>822,211</b>	<b>25,246</b>	<b>67%</b>	<b>2%</b>
			<b>Goal</b>	<b>38%</b>	



## IN THE COMMUNITY

### RAIDERS PRESENT GRANT FOR PROJECT SAFE 417

The Raiders presented a grant for Project Safe 417 (PS417), which is provided by SafeNest, a leader in domestic violence prevention in Southern Nevada, in cooperation with Las Vegas Metropolitan Police Department. Raiders Alumnus Leo Gary presented SafeNest with a \$20,000 grant for Project Safe 417 (PS417) on behalf of the Raiders during a multi-agency press conference to mark the one-year milestone of the program.

PS417 is a SafeNest program in conjunction with the Las Vegas Metropolitan Police Department to provide immediate support and resources to victims of domestic violence and their children. The police code for domestic violence calls is 417.

The program currently operates seven days a week during peak LVMPD call hours. For over 20 years SafeNest has been dedicated to creating social change and preventing domestic violence in Clark County. They provide emergency and legal services, safe housing and long-term counseling for victims and survivors of relationship abuse.



Photo: Property of the Raiders

### RAIDERS SUPPORT HENDERSON LIBRARIES BLOCK PARTY

Raider Nation On Location (RNOL) was on hand when Henderson Libraries kicked off a year of celebration for their 75th Anniversary with a family block party at the Paseo Verde branch.

RNOL, an innovative campaign that brings the Raiders face to face with the Raider Nation, featured Raiders Alumnus Napoleon McCallum, the Raiderettes and Raider Rusher, who launched "Rusher Reads 75," a special reading program that encourages youth to read 75 hours over the course of the year to be eligible for Raiders prizes.



Photo: Property of the Raiders



**EARTHCAM VIEW - FEBRUARY 16, 2019**



Additional Information / Updates

## ADDITIONAL INFORMATION / UPDATES

StadCo has, and continues to, comply with Section 35 (2)(c) and 35 (2)(e) of the Act as evidenced by JLL's Report.

In accordance with Section 31- (c)(1)(2)(3) of the Act, Mortenson | McCarthy Las Vegas Stadium, A Joint Venture is following the process described below to verify the payment of applicable prevailing wages.

Contractors that are awarded construction contracts for the work are required to follow the NRS 338 requirements outlined in the Act. This section pertains to the prevailing wage for public works projects as governed by the Nevada Labor Commissioner.

Mortenson | McCarthy has implemented LCPTracker Construction Certified Payroll – Labor Compliance Software which is a widely recognized tracking and certification software for prevailing wage projects. Mortenson | McCarthy maintains and updates the required prevailing wage rates in the database, based on those published by the Nevada Labor Commissioner's website. All contractors that have received a construction contract and are subject to the prevailing wage requirements are required to report payroll hours and wages for designated workers through this system. The contractor's entries into this system verifies compliance with wages and fringes as noted in the NRS 338 requirements.



Bowl Panorama looking North from the 100 level.

Installation of the MSE wall surrounding the field tray has begun. Detailing continues on steel truss columns; bowl steel erection continues on the North end, working down the east and west sidelines. Steel canopy pre-assembly is ongoing in the NW and NE corners of the site. Precast work continues on the 200 level. Slab on metal deck is being placed on both the 150 and 200, and 300 levels of the building. Slab on grade work continues on Event level. Masonry work continues on Event level. Metal stud and drywall are being installed on Event, 050, and 100 level. Fireproofing continues above 100, 150, and 200.





Above: Looking South from the 300 level.  
Below: Masonry, metal stud, drywall work on Event and 050 levels.



All photographs appearing in this document are the property of LV Stadium Events Company, LLC. They are protected by U.S. Copyright Laws, and are not to be shared or reproduced in any way without the written permission of LV Stadium Events Company, LLC. Copyright 2018 LV Stadium Events Company, LLC. All Rights Reserved.

Additional Information / Updates





Above: View from 100 level overlooking “mail slot” long span trusses.  
Below: Canopy truss module pre-assembly.

